









COLLECTIONS

2025 QUICK-REFERENCE GUIDE







Find product specifications in our **2025 Source Book** or at **CulturedStone.com**.

COBBLEFIELD®

| | | |
|---|--|---|
|  |  |  |
| CHARDONNAY COBBLEFIELD | ECHO RIDGE® COBBLEFIELD | GRAY COBBLEFIELD |
| |  |  |
| | SALT FLAT™ COBBLEFIELD | SAN FRANCISCO COBBLEFIELD |
| | |  |
| | | TEXAS CREAM COBBLEFIELD |



SCULPTED ASHLAR

| | | | |
|---|---|--|---|
|  |  |  |  |
| ECHO RIDGE® SCULPTED ASHLAR | FERROUS SCULPTED ASHLAR | GROUSE® SCULPTED ASHLAR | SILVER SHORE® SCULPTED ASHLAR |



CORAL STONE

| |
|---|
|  |
| FOSSIL REEF CORAL STONE |

LIMESTONE

| | |
|--|---|
|  |  |
| BUCKS COUNTY LIMESTONE | CHARDONNAY LIMESTONE |





EUROPEAN CASTLE STONE

| | |
|---|---|
|  |  |
| BUCKS COUNTY EUROPEAN CASTLE STONE | CHARDONNAY EUROPEAN CASTLE STONE |





USED BRICK

| | |
|---|---|
|  |  |
| ANTIQUE RED USED BRICK | HIGH DESERT USED BRICK |

TENLEY BRICK™

| | |
|---|---|
|  |  |
| KULLEN™ TENLEY BRICK | LOFTEN™ TENLEY BRICK |
|  |  |
| NORI™ TENLEY BRICK | WILDON™ TENLEY BRICK |


HANDMADE BRICK

| | |
|---|---|
|  |  |
| CANVAS™ HANDMADE BRICK | CARBON HANDMADE BRICK |
|  |  |
| MOROCCAN SAND HANDMADE BRICK | TITANIUM™ HANDMADE BRICK |

ANCIENT VILLA LEDGESTONE™

| | |
|---|---|
|  |  |
| PALISADES ANCIENT VILLA LEDGESTONE | SEVILLA™ ANCIENT VILLA LEDGESTONE |

OLD COUNTRY FIELDSTONE


| | |
|---|---|
|  |  |
| CHARDONNAY OLD COUNTRY FIELDSTONE | ECHO RIDGE® OLD COUNTRY FIELDSTONE |

TEXTURED
CAST-FIT®

| |
|---|
|  |
| STANHOPE™ TEXTURED CAST-FIT |


CAST-FIT®


| |
|---|
|  |
| CARBON CAST-FIT |

| |
|--|
|  |
| FRENCH GRAY™ CAST-FIT |

| |
|---|
|  |
| PARCHMENT CAST-FIT |

DRESSED FIELDSTONE


| |
|---|
|  |
| ASPEN DRESSED FIELDSTONE |


| |
|--|
|  |
| BUCKS COUNTY DRESSED FIELDSTONE |

| |
|---|
|  |
| CHARDONNAY DRESSED FIELDSTONE |

| |
|--|
|  |
| ECHO RIDGE® DRESSED FIELDSTONE |

STREAM STONE


| |
|---|
|  |
| SPRING STREAM STONE |

| |
|---|
|  |
| SUMMER STREAM STONE |

RIVER ROCK


| |
|---|
|  |
| EARTH BLEND RIVER ROCK |


| |
|--|
|  |
| LAKESHORE RIVER ROCK |

| |
|---|
|  |
| LAKE TAHOE RIVER ROCK |


COUNTRY LEDGESTONE


| |
|---|
|  |
| ASHFALL COUNTRY LEDGESTONE |

| |
|---|
|  |
| ASPEN COUNTRY LEDGESTONE |


| |
|---|
|  |
| BLACK RUNDLE COUNTRY LEDGESTONE |


| |
|---|
|  |
| BUCKS COUNTY COUNTRY LEDGESTONE |


| |
|---|
|  |
| CARAMEL COUNTRY LEDGESTONE |


| |
|---|
|  |
| CHARDONNAY COUNTRY LEDGESTONE |


| |
|---|
|  |
| ECHO RIDGE® COUNTRY LEDGESTONE |


| |
|--|
|  |
| GRAND MESA COUNTRY LEDGESTONE |


| |
|--|
|  |
| GUNNISON™ COUNTRY LEDGESTONE |

| |
|--|
|  |
| HUDSON BAY® COUNTRY LEDGESTONE |


| |
|--|
|  |
| MOJAVE COUNTRY LEDGESTONE |

| |
|---|
|  |
| SEVILLA™ COUNTRY LEDGESTONE |





| |
|---|
|  |
| SKYLINE COUNTRY LEDGESTONE |

| |
|---|
|  |
| WHEATON™ COUNTRY LEDGESTONE |






| |
|---|
|  |
| WHITE OAK COUNTRY LEDGESTONE |

| |
|---|
|  |
| WOLF CREEK® COUNTRY LEDGESTONE |

HEWN STONE™

| | | | |
|---|---|--|---|
|  |  |  |  |
| ARCTIC HEWN STONE | FOUNDATION HEWN STONE | SPAN HEWN STONE | TALUS HEWN STONE |

PRO-FIT® LEDGESTONE

| | | | |
|---|--|---|--|
|  |  | | |
| GRAY PRO-FIT LEDGESTONE | MOJAVE PRO-FIT LEDGESTONE | | |
|  |  |  | |
| PLATINUM PRO-FIT LEDGESTONE | SHALE PRO-FIT LEDGESTONE | SOUTHWEST BLEND PRO-FIT LEDGESTONE | |







PRO-FIT® MODERA™ LEDGESTONE

| | | |
|---|--|---|
|  |  |  |
| CARBON PRO-FIT MODERA LEDGESTONE | INTAGLIO PRO-FIT MODERA LEDGESTONE | VELLUM PRO-FIT MODERA LEDGESTONE |

DEL MARE LEDGESTONE®

| | | |
|---|---|---|
|  |  |  |
| BLACK ISLE™ DEL MARE LEDGESTONE | BURNT OCHRE DEL MARE LEDGESTONE | PALERMO DEL MARE LEDGESTONE |





SOUTHERN LEDGESTONE

| | | |
|---|---|---|
|  |  |  |
| ASPEN SOUTHERN LEDGESTONE | BUCKS COUNTY SOUTHERN LEDGESTONE | CHARDONNAY SOUTHERN LEDGESTONE |
|  |  |  |
| ECHO RIDGE® SOUTHERN LEDGESTONE | GRAY SOUTHERN LEDGESTONE | WOLF CREEK® SOUTHERN LEDGESTONE |








SOUTHERN LEDGESTONE in BUCKS COUNTY for Langdon Farms in Gibsonia, PA.
Photo courtesy of Barrington Homes (ig: @barrington_homes).

HEWN STONE™

| | | | |
|---|---|---|--|
|  |  |  |  |
| ARCTIC HEWN STONE | FOUNDATION HEWN STONE | SPAN HEWN STONE | TALUS HEWN STONE |





PRO-FIT® LEDGESTONE

| | | | |
|--|--|---|--|
|  |  | | |
| GRAY PRO-FIT LEDGESTONE | MOJAVE PRO-FIT LEDGESTONE | | |
|  |  |  | |
| PLATINUM PRO-FIT LEDGESTONE | SHALE PRO-FIT LEDGESTONE | SOUTHWEST BLEND PRO-FIT LEDGESTONE | |










PRO-FIT® MODERA™ LEDGESTONE

| | | |
|---|---|--|
|  |  |  |
| CARBON PRO-FIT MODERA LEDGESTONE | INTAGLIO PRO-FIT MODERA LEDGESTONE | VELLUM PRO-FIT MODERA LEDGESTONE |

PRO-FIT® TERRAIN™ LEDGESTONE

| | | | |
|---|---|---|---|
|  |  |  |  |
| ARCADIA PRO-FIT TERRAIN LEDGESTONE | ARCTIC PRO-FIT TERRAIN LEDGESTONE | ETHOS PRO-FIT TERRAIN LEDGESTONE | TREK PRO-FIT TERRAIN LEDGESTONE |

PRO-FIT® ALPINE LEDGESTONE

| | | | |
|---|---|--|--|
|  | |  |  |
| BLACK MOUNTAIN® PRO-FIT ALPINE LEDGESTONE | | BLACK RUNDLE PRO-FIT ALPINE LEDGESTONE | CHARDONNAY PRO-FIT ALPINE LEDGESTONE |
|  |  |  |  |
| DARK RIDGE™ PRO-FIT ALPINE LEDGESTONE | ECHO RIDGE® PRO-FIT ALPINE LEDGESTONE | PHEASANT PRO-FIT ALPINE LEDGESTONE | SUMMIT PEAK PRO-FIT ALPINE LEDGESTONE |
|  |  | | |
| UMBER CREEK PRO-FIT ALPINE LEDGESTONE | WINTERHAVEN™ PRO-FIT ALPINE LEDGESTONE | | |


ARCHITECTURAL STONE TRIM

| | | | |
|---|---|---|---|
|  ELECTRICAL BOX: LARGE LIGHT FIXTURE Gray (shown), Nightfall™, Sable, Taupe 9 ½" × 15" × 1 ¾" |  ELECTRICAL BOX: STANDARD LIGHT FIXTURE Gray, Nightfall, Sable (shown), Taupe 8" × 10" × 1 ¾" |  ELECTRICAL BOX: SINGLE RECEPTACLE Gray, Nightfall, Sable, Taupe (shown) 6" × 8" × 1 ¾" |  KEystone Champagne, Gray, Nightfall, Sable, Taupe (shown) 5 ½" × 8" × 10" × 1 ⅞" |
|  TRIM STONE Champagne, Gray (shown), Nightfall, Sable, Taupe 6" × 8" × 1 ⅞" |  TUSCAN LINTEL Champagne, Gray, Nightfall, Sable (shown), Taupe 6" × 22" × 2 ⅝" |  WATERTABLE/SILL Champagne, Gray, Nightfall, Sable (shown), Taupe 2 ½" × 18" × 3" |  CAST-FIT® WATERTABLE/SILL Carbon (shown), French Gray™, Intaglio, Parchment™, Vellum 2 ½" × 18" × 3" |


CAPSTONES & HEARTHSTONES

| | | | |
|--|---|---|--|
|  FLAGSTONE PIER CAP Champagne (shown), Gray, Nightfall, Sable, Taupe 24" × 24", 32" × 32" 2 ½" – 4 ½" thickness at peak |  FLAT TEXTURED CAPSTONES* Champagne, Gray (shown), Nightfall, Sable, Taupe 10" × 20", 12" × 20" 2" thickness |  FLAGSTONE SLOPED WALL CAP Champagne, Gray, Nightfall, Sable (shown), Taupe 12" × 20", 16" × 20" 2" – 2 ¾" thickness at peak |  HEARTHSTONE Blond, Chardonnay (shown), Cream, Gray, Marsh, Nightfall, Sable 19" × 20" × 1 ¾" |
|--|---|---|--|

ELECTRICAL BOX, TRIM & CAPSTONE COLORS



CAST-FIT WATERTABLE/SILL COLORS



HEARTHSTONE COLORS



The Cultured Stone® collection of architectural stone veneer products is virtually maintenance-free and backed by a 50-year limited warranty.

Only genuine Cultured Stone products have a C.S.V.® indicia embossed on the edge, guaranteeing that you're getting the original, proven and preferred brand.

Dimensions listed are nominal. Please check the actual product size to ensure the right fit for your application.

***Note:** Flat Textured Capstones can be used for fireplace hearths. Hearthstones are not suitable for foot traffic.

The product colors you see are as accurate as current photography and printing techniques allow. We suggest you look at product samples before you select colors.

SIDING & ACCESSORIES


TRIM & MOULDINGS

ROOFING

STONE

WINDOWS

OUTDOOR LIVING



BE BOUNDLESS™

THE PRODUCTS TO DO EVERYTHING. THE POWER TO DO EVEN MORE.

We're answering "what ifs" on a whole new level—from the solutions we create to the dreams we build. We have the tools and technology to tell design stories on a bigger scale and on a more personal level. There are no limits to how far we innovate, how deeply we express, how strongly we commit and how boldly we go.

Together let's Be Boundless™.

Westlake
Royal Building Products™
© 2025 Westlake Royal Building Products

Cultured Stone®
culturedstone.com | 800-255-1727
041425

